



Purchase & Store Section,
Liaquat University of Medical & Health Sciences, Jamshoro.

Tender opened: 15-05-2023

SPPRA NIT ID# T01904-21-0023

NIT: LUMHS/PSS/-465 Dated: 14-04-2023

Financial Comparative Statement of Procurement of A&B Scan Ultrasoundgraphy & Hand Held Autorefractometer with Keratometer for Institute of Ophthalmology, LUMHSJamshoro

Sr. No.	Description of required Items	QTY	M/s Jasani Scientifics Hyderabad		M/s Links Communication System Karachi	M/s Ameer din Instruments Karachi		M/s Latif Brothers Karachi		Remarks
			Amount Rs.	Total Rs.		Amount Rs.	Total Rs.	Amount Rs.	Total Rs.	
1.	A&B Scan Ultrasoundgraphy A-Scan (Biometry) Frequency: 11MHz Adjustable gain; 20 to 110dB Method; Contact, Immersion Electronic resolution: 0.03mm (0.002") Types of Measurement; anterior chamber, lens, vitreous, total length, automatic calculation of the standard devia and average, results analysis Number of measurements: 10 Frozen image: auto, auto + save, manual 6formulas for implant	1 No.	5,841,000/- A&B Scan Ultrasoundgraphy A-Scan Biometry, PALMSCAN PRO Frequency 10MHz 7 discrete levels between high to low. Immersion & Contact ± 10µm Anterior chamber, lens, vitreous, axial length, automatic calculation of the standard deviation and average, results analysis Total length, automatic calculation of the standard deviation and average, results analysis Number of measurement: 10	5,841,000/-	Reject as per country origin & disqualified	7,283,000/- Sonomed VuPad™ A&B Scan System: A-Scan Sealed a-probe with 10MHz Transducer Standard probe for immersion or soft- touch probe for direct contact with minimal coeal compression Scan mode: Direct contact or immersion Manual or automatic capture (Contaract, dens contaract, aphakic and pseudophakic) Measurement:	7,283,000/-	5,383,000/- A&B Scan Ultrasoundgr aphy A-Scan (Biometry) Model Compact touch Frequency: 11MHz Adjustable gain; 20 to 110dB Method; Contact, Immersion Electronic resolution: 0.03mm (0.002") Types of Measurement	5,383,000/-	M/s Latif Brother Karachi is Qualified for Purchase Orders being 1st lowest

Central Purchase Committee

Dur Muhammad Mirjat

Incharge, Purchase & Store Section,
LUMHS, Jamshoro (secretary)

Director Finance/Nominee

LUMHS, Jamshoro (Member)

Abdul Raheem Shaikh

Director, IT (Services)
LUMHS, Jamshoro (Member)

Prof. Arshad Ali Lodhi

Director, Institute of Ophthalmology
LUMHS, Jamshoro (Co. Opt. Member)

Tariq Ahmed Shaikh

Deputy Director, Biomedical Engineering,
Department, DUHS Karachi (Ext. Member)

Haroon Ahmed Kathoro

Bursar,
LUMHS, Jamshoro (Chairman)

Sr. No.	Description of required Items	QTY	M/s Jasani Scientifics Hyderabad		M/s Links Communication System Karachi	M/s Ameer din Instruments Karachi	M/s Latif Brothers Karachi	Remarks
	calculation: SRK II, HOLLDAY, BINKHORST-II, HOFFER-Q, HAIGIS Post-Op refractive calculation: 6different methods for keratometry correction and implant calculation; history derived Refraction derived, contact lens method, ROSA Regression, SHAMMAS regression, double K/SRK-T (Dr Aramberri's formula)	1 Nos.	captues Auto -auto +save, manual Using 4 modern formulas HOLLDAY, BINKHORST-II, HOFFER-Q HAIGIS YES, Post refractive calculation of Ks 6 different methods for keratometry correction and implant calculation, history derived Refraction derived, contact lens method, ROSA Regression, SHAMMAS regression, double K/SRK-T Dr. Aramberri's formula yes		Reject as per country origin & disqualified by Technical Evaluation Committee	: Anterior chamber depth (ACD),lens thickness, vitroues and axial length (AXL) Averages and standard deviation calculated for up to 10 scans per exam configurable zone tissue velocities IOL Formulas: Standard Binkhorst, regression-II, Theoretic /t, HKolloday, Hoffer-Q Haigis, Post refractive latkany myopic regression latkany Kyperopic Lens calculations in 0.25D increments with built in 1600+ lens database	anterior chamber, lens, vitreous, total length, automatic calculation of the standard devia and average, results analysis Number of measurements: 10 Frozen image: auto, auto + save, manual 6 formulas for implant calculation: SRK II, HOLLDAY, BINKHORST-II, HOFFER-Q, HAIGIS Post-Op refractive calculation: 6different methods for keratometry correction and implant calculation; history derived, refraction derived, contact lens method, ROSA regression, SHAMMAS regression, double K/SRK-T (Dr Aramberri's formula)	M/s Latif Brother Karachi is Qualified for Purchase Orders being 1st lowest

Central Purchase Committee


Dur Muhammad Mirjat

Incharge, Purchase & Store Section,
LUMHS, Jamshoro (secretary)


Director Finance/Nominee

LUMHS, Jamshoro (Member)


Abdul Raheem Shaikh

Director, IT (Services)
LUMHS, Jamshoro (Member)


Prof. Arshad Ali Lodhi

Director, Institute of Ophthalmology
LUMHS, Jamshoro (Co. Opt. Member)


Tariq Ahmed Shaikh

Deputy Director, Biomedical Engineering,
Department, DUHS Karachi (Ext. Member)


Haroon Ahmed Kalthoro

Bursar,
LUMHS, Jamshoro (Chairman)

Sr. No.	Description of required Items	M/s Jasani Scientifics Hyderabad		M/s Links Communication System Karachi		M/s Ameer din Instruments Karachi		M/s Latif Brothers Karachi		Remarks
		Amount Rs.	Total Rs.	Amount Rs.	Total Rs.	Amount Rs.	Total Rs.	Amount Rs.	Total Rs.	
	A&B Scan Ultrasoundgraphy B-Scan (B-mode) Frequency: 15MHz (High resolution) Gain adjustable: from 20 to 110dB Dynamic range: adjustable from 25 to 90dB Measuring tools; calipers, areas, angles, markers, comments. Axial resolution; 115um Lateral resolution: 400um With Compatible Printer USA/ France/ Japan/ Switzerland Two Years Warranty			Reject as per country origin & disqualified		Sonomed VuPad™ A&B Scan System: B-Scan Sealed 12 MHz or 20 MHz B-Probe (optional) with focused transducer Scan Sampling 256 ray Scan Scan control: fully adjustable time – varied (TVG), baseline, log gain, and exponential (e-gain) Scan position indicator one click selection of axial or longitudinal scan clock position with eye modelconfirmation Free form text for scan position details that automatically annaote onto images and video clips Video Clips: Capture and store 50-frame video clips at up to 20 frames per second (FPS)Printer form local Market County Origin: USA One Year Warranty		A&B Scan Ultrasoundgraph y B-Scan (B-mode) Frequency: 15MHz (High resolution) Gain adjustable: from 20 to 110dB Dynamic range: adjustable from 25 to 90dB Measuring tools; calipers, areas, angles, markers, comments. Axial resolution; 115um Lateral resolution; 400um With Compatible Printer Country Origin France Two Years Warranty		M/s Latif Brother Karachi is Qualified for Purchase Orders being 1st lowest
Total amount with all taxes								5,383,000/-		
Special Discount from M/s Latif Brother Karachi								883,000/-		
Grand Total with all taxes								4,500,000/-		

Central Purchase Committee

Dur Muhammad Mirjat

Incharge, Purchase & Store Section,
LUMHS, Jamshoro (secretary)

Director Finance/Nominee

LUMHS, Jamshoro (Member)

Abdul Raheem Shaikh

Director, IT (Services)
LUMHS, Jamshoro (Member)

Prof. Arshad Ali Lodhi

Director, Institute of Ophthalmology
LUMHS, Jamshoro (Co. Opt. Member)

Tariq Ahmed Shaikh


Deputy Director, Biomedical Engineering,
Department, DUHS Karachi (Ext. Member)

Haroon Ahmed Kalhoro


Bursar,
LUMHS, Jamshoro (Chairman)


Sr. No.	Description of required Items	M/s Jasani Scientifics Hyderabad		M/s Links Communication System Karachi	M/s Ameer din Instruments Karachi	M/s Latif Brothers Karachi	Remarks
		Amount Rs.	Total Rs.				
2.	<p>Hand Held Autorefractometer with Keratometer AUTOREFRACTOMETE R Measurement range: -20 to +20 spherical and cyl 0-12.00D Minimal pupil diameter 2mm AUTO KERATOMETER Curvature radius 5 to 13mm Pupil size measurement range 1.00 to 10mm Display 3.5 inch color LCD USB Port, wireless lan Power lithium ion battery 7.2V Easy load thermal line printer with auto cutter And USB I port LAN I port USA/ France/ Japan/ Switzerland Two Years Warranty</p>	<p>4,307,000/- Hand held Autorefractometer with auto Keratometer Model Handref KBrand Nidek CO.,LTD Autorefractometer Measure range: Sphere -20.00 to +20.00D (VD=12mm) (0.12/0.25D increment) cylinder 0 to 12.00D (0.12/0.25D Increments) Axis 0 to 180° (1°/5° Increments) Minimum Measureable pupil diameter: ø2mm Auto Keratometer Measurement range: Curvature radius 5.00 to 13.00mm (0.01mm increments) refractive power 25.96 to 67.50 D(0.12/0.25D increments) cylindrical power 0 to 12.00 D (0.12/0.25D increments) Axis 0 to 180° (1°/5° increments) Sagittal measurement: 25° each from the center (Superior side, inferior side, temporal side, nasal side) Pupil size measurement range: 1.0 to 10.0 mm (0.1mm increments) Fixation target: scenery or Children's Display 3.5-inch color LCD Power Specification: Battery pack: Lithium-ion battery (7.2V 1800mAh) Station Feed: DC- V2A (Maximum) Dimension/ Mass; 206(W)x181(D)x224(H)mm Printer Thermal Line Printer with easy loading and auto cutter Interface: USB I port, LAN: 1Port, RS-232C:1 Country Made Japan Two Years Warranty</p>	4,307,000/-	Not Quoted	Not Quoted	Not Quoted	M/s Jasani Scientifics Hyderabad has single firm quoted & his item has been rejected & cancelled due high rates


Central Purchase Committee

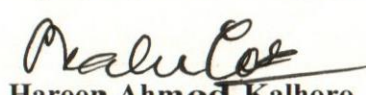

Dur Muhammad Mirjat
 Incharge, Purchase & Store Section,
 LUMHS, Jamshoro (secretary)


Director Finance/Nominee
 LUMHS, Jamshoro (Member)


Abdul Raheem Shaikh
 Director, IT (Services)
 LUMHS, Jamshoro (Member)


Prof. Arshad Ali Lodhi
 Director, Institute of Ophthalmology
 LUMHS, Jamshoro (Co. Opt. Member)


Tariq Ahmed Shaikh
 Deputy Director, Biomedical Engineering,
 Department, DUHS Karachi (Ext. Member)


Haroon Ahmed Kalhoro
 Bursar,
 LUMHS, Jamshoro (Chairman)